


# Check-in Reading & Numeracy assessment.



The Department of Education has organised two online tests in **reading** and **numeracy**.

Partly, this is because schooling has recently been interrupted by COVID-19, and it is more important to keep track of skills.

The tests will both have 40-45 multiple-choice questions, and both take about 50 minutes.

In the future, it is likely that these tests will be **held fairly often, in Years 7 to 9.**

Log-in will be by typing in a web address, then entering two codes.

### CY5T3 2020 Student Code

<https://student-check-inuat.cese.nsw.gov.au>

First Name: Perrie  
Last Name: Edwards  
Birth Date: 26/02/2007  
School: Check-in Test School  
Year: 5  
Roll Class: T3CHECKY5

This number will be put on the board, for you to copy.


This number will be printed for you on a log-in card.

Assessment	Student Code
CY5T3 2020 Numeracy	KF-XX-DW-BT

Then, plug your headphones into the computer, and adjust the volume.

An even easier log-in shortcut can be used, from the launcher.....

Click on this icon, to go straight to your test log-in.



Each page will look something like this....

Magnifier

Audio (only for numeracy)

Clock (shows time passed)

Progress summary

Back, next and flag buttons.




The screenshot displays a training interface with a dark teal header and a light grey main content area. The header contains a timer showing '00:03' (Hours:00, Mins:03), a 'Hide line' button, a 'Training Numer...' label, and 'Question 4 of 5'. The main content area is split into two columns. The left column shows a birthday cake with 'Happy Birthday Merrin' written on it. The right column contains a question: 'What fraction of Merrin's cake has been eaten?' with four radio button options: 'one eighth', 'one quarter', 'one third', and 'one half'. The bottom navigation bar includes 'Back', 'Flag', and 'Next' buttons, each with a red plus icon.

At the end of the test, you will come to this page...

Only click this button when you are sure you are finished.

The screenshot shows the end of an assessment on the Training Literacy traininglit platform. The top navigation bar includes a search icon, a timer showing 00:01 (Hours: 00, Mins: 01), a 'Hide time' button, the text 'Question 3 of 3', and the logo 'Training Literacy traininglit'. A central message box states: 'You have reached the end of the assessment. To check your answers, click a question number below. If you are ready to finish the assessment, click *Finish*.' Below this is a 'Progress summary' section with a 'Show all' button and four categories: '0 Answered', '3 Not answered', '0 Not read', and '0 Flagged'. A 'Questions' section follows, with the instruction 'Click a number to go to that question.' and three buttons labeled '1', '2', and '3'. At the bottom, there are 'Back' and 'Finish' buttons. A red arrow points from the 'Finish' button in the screenshot to the text box on the left.

**Are you sure you want to finish the assessment?**

-  There are 5 items that have not been completed.
-  There are 0 items that have been flagged for checking.
-  You have completed 0 items of the 5 items in the assessment.

**No - go back**

**Yes - finish**

You need to bring with you to the tests.....

- headphones
- a pen and blank paper

You must not have any...

- printed materials
- calculators
- mobile phones or smartwatches
- blue-tooth headphones



These tests will give important information about things you are good at, and areas you need more support....

**...so bring your best effort.**