

Doing NAPLAN  
online tests....



There are four tests:

- writing test (42 minutes);
- reading test (65 minutes);
- language test (45 minutes);  
and
- numeracy test (65 minutes).



There are four tests:

- writing test (42 minutes);
- reading test (65 minutes);
- language test (45 minutes);  
and
- numeracy test (65 minutes).



...and tests will be different to each other.

You will take the tests in Weeks 3 and 4 of Term 2, in computer rooms.



You will take the tests in Weeks 3 and 4 of Term 2, in computer rooms.

Before that, you will have short practice-tests, in Week 11 of this Term.



You will take the tests in Weeks 3 and 4 of Term 2, in computer rooms.

Before that, you will have short practice-tests, in Week 11 of this Term.

You can take in a sheet of blank paper and a pen. And you will need a set of headphones.

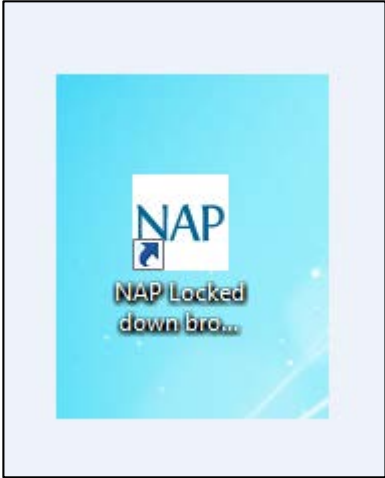


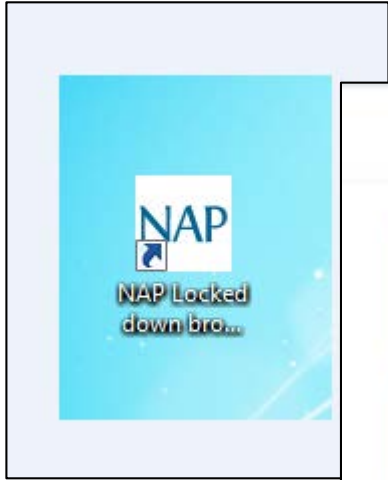
Log-in goes like this....

First, plug in your earplugs or headphones, and enter your user name & password.









# Welcome

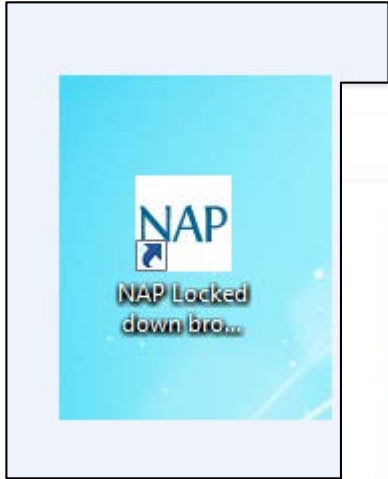
NAPLAN 2022

Training

Demonstration tests

Device check

Device check (without login)



Welcome

**NAPLAN 2022**

Training

Demonstration tests

Device check

Device check (without login)

**? Audio Check**

Please check you can hear the sound

Play a sound.

☐ I can hear the sound on headphones

☐ I can't hear the sound on headphones

☐ I do not need to check my audio

## NAPLAN 2022

Enter the session code that is on the board:

B W B - Q V - H T B

Next

## NAPLAN 2022

Enter the session code that is on your paper slip:

B W B -

## NAPLAN 2022

Enter the student code that is on your paper slip:

K X - G J - N B - D B

Next

NAPLAN 2022

Enter the session ID

B W B

K X

Are You  
Alison Alex?

No

Yes

## NAPLAN 2022

Enter the session code

B W B

K X

Are You  
Alison Alex

No

Alison Alex

Wait to begin.



Types of questions you may get....



**We learned a new dance \_\_\_\_\_ for the concert.**

Click on the play button to hear the missing word.



Type the correct spelling of the word in the box.

Which word completes this sentence correctly?

Check your facts again, and remember to cite the sources for

it

ones

book

them

The bell rang to signal the return to classes after lunch and Pat rushed to the art room. Her pottery dish had been fired in the kiln overnight and she was keen to check on it.

<b>The bell rang.</b>	<b>Pat rushed to the art room.</b>
<b>The pottery dish was fired in the kiln.</b>	<b>Pat checked on her pottery dish.</b>

First event	
Second event	
Third event	
Fourth event	

Which **two** clauses could each complete this sentence correctly?

The teacher \_\_\_\_\_ is coming to visit me next week.

☐

whose red-striped shirt

☐

whom I had when I was eight

☐

after my family moved away

☐

who taught me all I know about music

☐

which also worked at the animal shelter

Match these events to their probability.



A tossed coin will show heads.

A tossed coin will land on either heads or tails.

A tossed coin will show a 6.

0

**Greater than 0 and less than 1**

1

# Seeing stars

If you approach a fairground or watch a music gig, lights will be an important part of the whole experience—creating energy, excitement and spectacle. Firework displays tick many of the same boxes, delivering visual thrills, splendour and most of all, light.

The irony, of course, is that the impact of light depends on a contrast with darkness; an unlit stage suddenly illuminated with spotlights and lasers, rockets and showers fleetingly painting the unlit sky. But let's pause right there. The unlit sky? In urban areas, the sky is rarely unlit by artificial light—and it's easy to lose sight of that fact.

In recent decades, as we have become increasingly aware of its consequences, light pollution has become a prominent and much debated international issue. In a nutshell, light pollution arises from the presence of too much artificial light. Our cities emanate an electric haze of light (known as 'urban sky glow') which makes it all but impossible to see stars, planets and other phenomena native to the sky.

We are also imposing light on each other. A neighbour's garden light or lighting from a shop's window can intrude on our ability to sleep (known as 'light trespass'). The 'glare' of excessive lighting can also distract or momentarily blind us, for example, when driving. Light pollution also has an effect on the animals who share the planet with us, particularly nocturnal species, whose day-night rhythms may be disrupted.

So, what's the solution? After all, we also need to consider that light is important to keep us safe. Some groups and regions have begun to place controls on lighting by introducing 'lights-off' periods, and enforcing new regulations to reduce unshielded or poorly-designed lighting. Flagstaff (in Arizona in the United States) became the first official 'Dark Sky City' in 2001, recognised for its commitment to protecting that fragile balance between light and dark. It will be a long journey, but maybe there is an



Scroll



## Seeing stars

If you approach a fairground or watch a music gig, lights will be an important part of the whole experience—creating energy, excitement and spectacle. Firework displays tick many of the same boxes, delivering visual thrills, splendour and most of all, light.

The irony, of course, is that the impact of light depends on a contrast with darkness; an unlit stage suddenly illuminated with spotlights and lasers, rockets and showers fleetingly painting the unlit sky. But let's pause right there. The unlit sky? In urban areas, the sky is rarely unlit by artificial light—and it's easy to lose sight of that fact.

In recent decades, as we have become increasingly aware of its consequences, light pollution has become a prominent and much debated international issue. In a nutshell, light pollution arises from the presence of too much artificial light. Our cities emanate an electric haze of light (known as 'urban sky glow') which makes it all but impossible to see stars, planets and other phenomena native to the sky.

We are also imposing light on each other. A neighbour's garden light or lighting from a shop's window can intrude on our ability to sleep (known as 'light trespass'). The 'glare' of excessive lighting can also distract or momentarily blind us, for example, when driving. Light pollution also has an effect on the animals who share the planet with us, particularly nocturnal species, whose day-night rhythms may be disrupted.

So, what's the solution? After all, we also need to consider that light is important to keep us safe. Some groups and regions have begun to place controls on lighting by introducing 'lights-off' periods, and enforcing new regulations to reduce unshielded or poorly-designed lighting. Flagstaff (in Arizona in the United States) became the first official 'Dark Sky City' in 2001, recognised for its commitment to protecting that fragile balance between light and dark. It will be a long journey, but maybe there is an



Scroll

Use the tabs to look at both *Star struck* and *Seeing stars*.

Choose the phrases that best complete the sentence below.

The style of *Star struck* is  while

*Seeing stars* is .

**a narrative recount**

**an imaginative description**

**a persuasive advertisement**

**an informative text**

**an instruction manual**

Star struck

Seeing stars

# Star struck

'I can't see anything!' I yelled. Twelfth-birthday frustration was mounting because of the stubborn refusal of my brand new telescope to show anything other than a blur. I'd been promised awe-inspiring patterns and figures, those storybook constellations that would all make sense when seen from the eyepiece of a steady-mounted Newtonian reflector.

I'd caught the bug for sky watching during the news coverage of the Hale-Bopp comet in 1997. The television had been full of updates about the comet's progress and images of its spectacular tail. I was a willing slave to the wonders of astronomy and this new telescope was going to revolutionise my world.

My parents were no experts, which didn't improve matters, but on that first night they quietly helped me to set aside the perplexing gadget and use a much more user-friendly apparatus—my eyes. We sat and looked upward, then put out some blankets, and lay down and looked upward. It was a cloudless night and, lo and behold, the sky offered up its treasures to the naked eye. The Milky Way arched from horizon to horizon; Saturn, Scorpius, and the Southern Cross were so bright it seemed I could reach out and touch them.

As I looked into that apparent darkness, my eyes seemed to expand. And that was that—I was hooked.

The telescope soon came into its own, and became a trusty aide in my further explorations of the sky. I learned



Use the tabs to look at both *Star struck* and *Seeing stars*.

Choose the phrases that best complete the sentence below.

The style of *Star struck* is  while

*Seeing stars* is .

**a narrative recount**

**an imaginative description**

**a persuasive advertisement**

**an informative text**

**an instruction manual**

Star struck

**Seeing stars**



The writing question will be a  
narrative or a persuasion....

# Don't waste it

Write to persuade a reader why something you care about should not be wasted or thrown away.

Choose something that you think should be reused or recycled, or kept forever.

It might be a part of the environment like a river or a mountain, or a resource such as water. It might be something made by humans such as a building or a machine. It could be something that you can't see or touch, like time, a talent, a value, a tradition or an opportunity.

- **Start with an introduction.**

An introduction lets a reader know what you are going to write about.

- **Write your opinions on the topic.**

Give reasons for your opinions.

Explain your reasons.

- **Finish with a conclusion.**

A conclusion sums up your reasons so that a reader is convinced of your opinions.

**Remember to:**

- plan your writing
- use paragraphs to organise your ideas
- write in sentences
- choose your words carefully to convince a reader of your opinions
- pay attention to your spelling and punctuation
- check and edit your writing.

Start writing

# Don't waste it

Write to persuade a reader why something you care about should not be wasted or thrown away.

Choose something that you think should be reused or recycled, or kept forever.

It might be a part of the environment like a river or a mountain, or a resource such as water. It might be something made by humans such as a building or a machine. It could be something that you can't see or touch, like time, a talent, a value, a tradition or an opportunity.

- **Start with an introduction.**

An introduction lets a reader know what you are going to write about.

- **Write your opinions on the topic.**

Give reasons for your opinions.  
Explain your reasons.

- **Finish with a conclusion.**

A conclusion sums up your reasons so that a reader is convinced of your opinions.

**Remember to:**

- plan your writing
- use paragraphs to organise your ideas
- write in sentences
- choose your words carefully to convince a reader of your opinions
- pay attention to your spelling and punctuation
- check and edit your writing.



Start writing ▶

+

00:37

Hide time

Task 1 of 1

Don't waste it.

Write to persuade a reader why something you care about should not be wasted or thrown away.  
Choose something that you think should be reused or recycled, or kept forever.  
It might be a part of the environment like a river or a mountain, or a resource such as water.  
It might be something made by humans such as a building or a machine.  
It could be something that you can't see or touch, like time, a talent, a value, a tradition or an opportunity.

↶ ↷ ✂ 📄 🗑

Font Sizes ▾

**B** *I* U

≡ ≡ ≡ ≡

◀ Prompt

Finish ▶

For the writing, there's no real rule about how much you write.....



For the writing, there's no real rule about how much you write.....

But remember to:

- plan before you start
- use paragraphs
- write in sentences
- watch spelling and punctuation
- check your writing at the end



Navigating questions....

You can go forwards, backwards, or flag a question to come back to later.

01:59  
Hours Min


Hide hint

Question 5 of 11

0:00 / 0:22

Malia created these four pictures by painting some squares on each grid blue.  
All the small squares in the grids are the same size.

Order the pictures from the one with the least area painted blue to the one with the greatest area painted blue.



Least area painted

-

-

Greatest area painted

Back

Flag

Next

You can also zoom in or out, check the time remaining, or listen to the audio.

01:59  
Hours Min


Hide hint

Question 5 of 11

0:00 / 0:22

Malia created these four pictures by painting some squares on each grid blue.  
All the small squares in the grids are the same size.

Order the pictures from the one with the least area painted blue to the one with the greatest area painted blue.



Least area painted

-

-

Greatest area painted

Back

Flag

Next



Clicking on the grid at the top will let you look at all the questions you have already done, and go back to any you want to.

The screenshot shows a test interface. At the top, it says "Question 1 of 12" followed by a 3x3 grid icon. A red arrow points from this grid icon to a text box on the left. Below the top bar, there is a navigation bar with "Question 12 of 12" and another grid icon. The main content area has a message: "You have reached the end of the test. To check your answers, click a question number below. If you are ready to finish the test, click *Finish*." Below this is a "Progress summary" section with buttons for "Show all", "7 Answered", "5 Not answered", "0 Not read", and "2 Flagged". Underneath is a "Questions" section with a row of question numbers 1 through 12. Numbers 1, 2, 4, 8, and 9 are in dark blue boxes. Numbers 3, 5, 7, 10, 11, and 12 are in light gray boxes. The number 5 has a small red flag icon next to it.

If you change an answer, you must de-select the old answer first.

Who is the most likely intended audience for this text?

- ☐ scientists studying animal behaviour
- ☐ residents of a local community
- ☐ representatives from a local council
- ☐ members of animal welfare groups



01:58  
Hours Mins

Hide time

Question 1 of 12 

0:00 / 0:17

And in the numeracy test, a ruler, protractor and calculator can be used for some questions.

At the end of the test, or at  
different stages, you may see  
these boxes....



**You have finished this section of the test.**

You have **7** flagged questions

You have **2** unanswered questions



After you click ***Yes, I want to start the next section,***  
you will **NOT** be able to go back and see or change your  
answers in the section you have just finished.

**Are you ready to start the next section?**

No, I want to check my answers.

Yes, I want to start the next section.



## You have finished this section

You have 7 flagged questions

You have 2 unanswered questions



After you click **Yes, I want to start the next section**, you will **NOT** be able to go back and see your answers in the section you have just finished.

Are you ready to start the next section?

No, I want to check my answers

Yes, I want to start the next section

00:31  
Hours Mins

Hide time

Question 52 of 52

Show all

52 Answered

0 Not answered

0 Not read

0 Flagged

### Questions

Click a number to go to that question.

1	2	3	4	5	6	7	8	9	10
11	12	13	14	15	16	17	18	19	20
21	22	23	24	25	26	27	28	29	30
31	32	33	34	35	36	37	38	39	40
41	42	43	44	45	46	47	48	49	50
51	52								

Back

Finish

00:31

Hide time

Question 52 of 52

Show all

52 Answered

0 Not answered

0 Not read

0 Flagged

Questions

Click a number to go to that question.

41

42

43

44

45

46

47

48

49

50

51

52

Back

Finish

Don't click on Finish while you still have time left!

Test rules....



# Test rules are simple....

- no notes taken in;
- no mobile phones, calculators, or smartwatches; and
- no communicating with other students.

You can't access any other websites.

You can do working-out, or write notes, on a blank piece of paper.



If you break the test rules, or make a non-serious attempt....

You risk....

- being reported to NESAs, the test organisers; and
- having your test stopped, and being moved to a different location.



Special circumstances....

Some students may be entitled to special test conditions (such as extra time, or having rest breaks). We will know about these, beforehand.



Some students may be entitled to special test conditions (such as extra time, or having rest breaks). We will know about these, beforehand.

If the test is interrupted (eg, from a power failure), you will not be disadvantaged.



For more practice, you can do the demonstration test, to see all the different kinds of questions.....

Just



NAPLAN online  
demonstration site.



The NAPLAN tests give a very good idea about skills you will need for life and further study, and provide a **detailed report** to parents.



The NAPLAN tests give a very good idea about skills you will need for life and further study, and provide a **detailed report** to parents.



Bring your best  
effort, and you'll  
be fine!